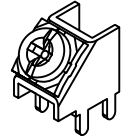
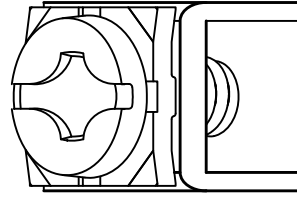
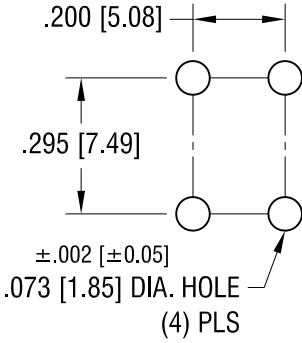
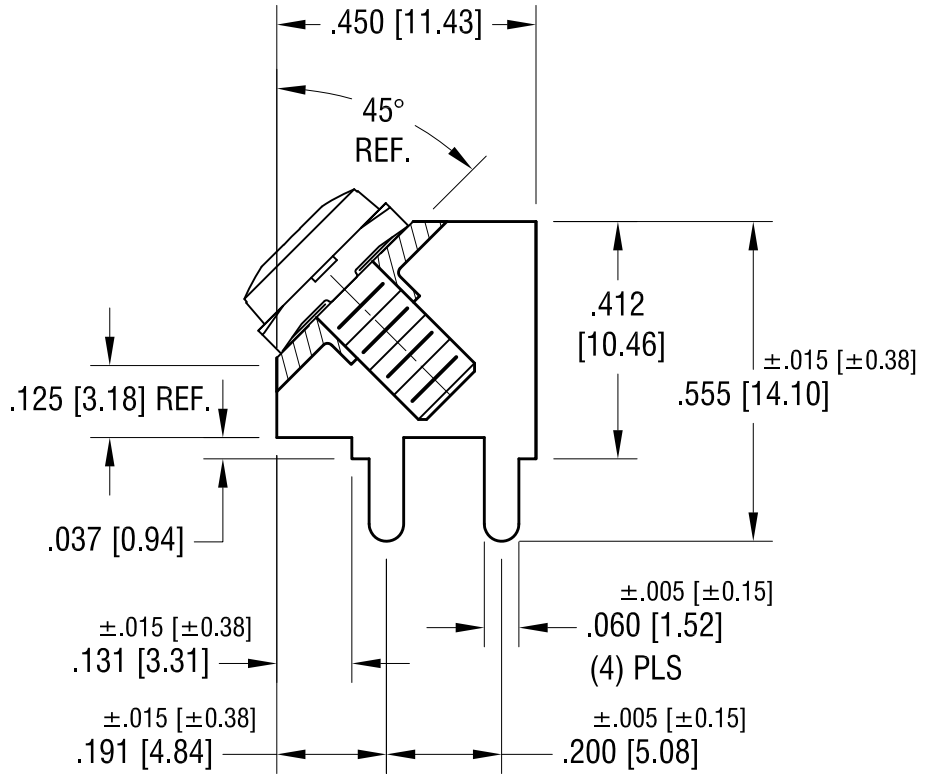
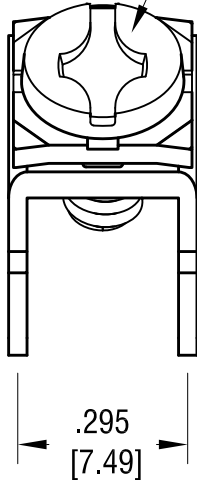


THIS DOCUMENT IS THE PROPERTY OF KEYSTONE ELECTRONICS CORP. AND SHALL NOT BE REPRODUCED, DISTRIBUTED OR USED AS A BASIS FOR MANUFACTURE WITHOUT PRIOR WRITTEN PERMISSION FROM KEYSTONE ELECTRONICS CORP.

MOUNTING DETAIL



6-32 x 1/4 L.
CAPTIVATED SCREW



NOTES:

1. TERMINAL:

MAT'L - .032 [0.81] TH'K BRASS, MATTE TIN PLATE

COMBINATION SEMS SCREW:

MAT'L - STEEL, NICKEL PLATE

| | | |
|----------|--------------------------|------|
| 2.01.12 | CHANGE AS PER ECN 12-012 | B |
| 10.21.11 | CHANGE AS PER ECN 11-136 | A |
| DATE | DESCRIPTION | REV. |

| | | | |
|---|-----------------|--------|------------------|
| KEYSTONE ELECTRONICS CORP. | | | |
| www.keyelco.com • ASTORIA, N.Y. 11105-2017 • Tel (718) 956-8900 | | | |
| PART NAME | | | |
| 45° PC SCREW TERMINAL | | | |
| MATERIAL | | | |
| AS NOTED | | | |
| FINISH | | DRN BY | DATE |
| AS NOTED | | NT | 6.24.10 |
| | | APP'D | SCALE |
| | | LN | 3X |
| TOLERANCES | INCH [MM] | CODE | DWG NO. |
| DECIMAL | ± .010 [± 0.25] | C | 7702-SEMS |
| ANGULAR | ± 1° | | |
| UNLESS OTHERWISE SPECIFIED | | | |